



# YEAR-TO-DATE HIGHLIGHTS

January - June 2025



# THE STORY BEHIND THE NUMBERS

In the first six months of 2025, Riverside County Department of Animal Services partnered with Outcomes Consulting Group to identify and implement proven lifesaving strategies at one of the busiest animal sheltering systems in the country, serving more than 35,000 animals annually across four shelter locations. This report provides a comparative snapshot of progress made, for cats and dogs, from January through June 2025, compared to the same period in 2024.

The commitment to saving lives has yielded positive results. The Live Release Rate has continued to increase while overall non-live outcomes have declined - including the most substantial progress in cat lifesaving in over seven years.

These measurable gains reflect the unwavering dedication of our staff, volunteers, foster families, and community partners. Through strategic operational improvements, targeted adoption initiatives, and deeper community engagement, we've created a powerful coalition for change.

The numbers tell a compelling story, but behind each statistic is a life transformed. The following sections reveal the tangible impact of our collective efforts—demonstrating how collaboration and innovation translate directly into animals finding their forever homes.





# ONGOING OPERATIONAL CHANGES



Implemented Dog Day Out field trip program to reduce kennel stress, improve behavior, and boost adoption visibility.



Launched Ticket to Ride, a short-term foster program for pets scheduled for cross-country transfer or adoption.



Added Daily Report Cards to increase transparency and regularly issue urgent pleas during periods of over-capacity.



Extended public hours by opening on Sundays and extending hours on Wednesday, making it easier for the community to reclaim and adopt pets.



Waived Return-to-Owner (RTO) fees, removing financial barriers for pet owners and increasing the number of pets returned home.



Increased frequency of fee-waived adoption events, helping more animals find homes faster.



Completed cross-country pet transfer flights and enhanced partner outreach, creating more placement opportunities and reducing overcrowding



Enhanced marketing efforts, leading to better visibility for adoptable pets and increased community engagement.



# LIVE RELEASE RATE

The combined Live Release Rate (LRR) for cats and dogs improved from 70.4% in 2024 to **78.8%** in 2025.

↑ **6.4**  
percentage  
points for dogs

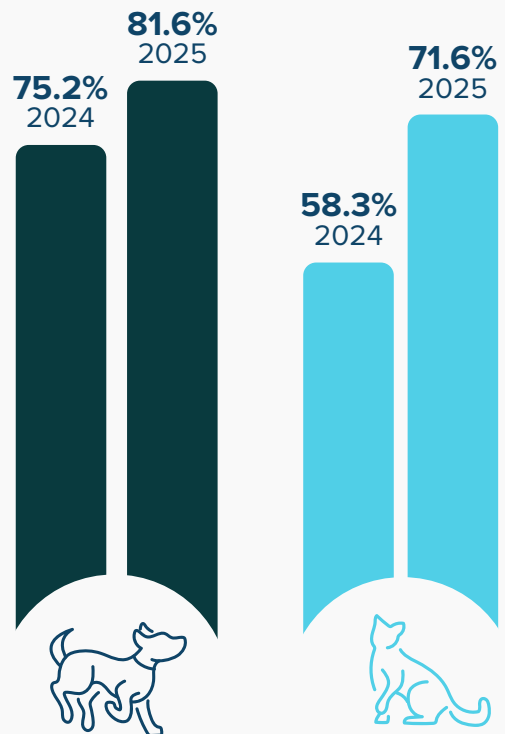
↑ **13.3**  
percentage  
points for cats

The cat LRR of **71.6%** marks the strongest six-month start in 7 years.



## 2025 Live Release Rate Compared to 2024

January - June



Data compares January-June 2025 to January-June 2024. To view more data for Riverside County Department of Animal Services visit [rcdas.org/statistics](https://rcdas.org/statistics)





# INTAKE TRENDS

Intake dropped by **3,370 animals**, a 20% decrease overall.. This decrease stemmed from contract timing with Colton, Fontana, and Rialto, as well as a general reduction in intake across other jurisdictions.



## 2,857

fewer intakes for **dogs**.  
This is a **23% decrease**  
compared to 2024

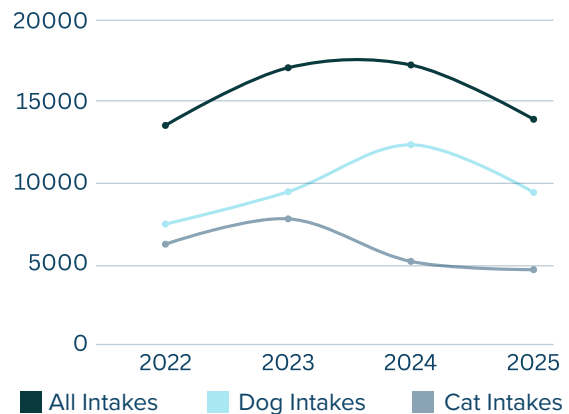


## 513

fewer intakes for **cats**.  
This is a **10% decrease**  
compared to 2024

**Stray animals made up 82% of total intake which is consistent with 2024.**

## Intakes January-June



Data compares January-June 2025 to January-June 2024. To view more data for Riverside County Department of Animal Services visit [rcdas.org/statistics](https://rcdas.org/statistics)



# LIVE OUTCOMES

When comparing the number of adoptions to the number of intakes, the rate of cat and dog adoptions increased in January - June 2025, climbing from **30% to 35%**, compared to 2024.

 **5**  
percentage point  
increase in **dog**  
adoption rates

 **5**  
percentage point  
increase in **cat**  
adoption rates

## Transfers

This refers to the movement of animals from one shelter, rescue, or agency to another organization.

Riverside's transfer rates are above the national average, with **22% for dogs** (vs. 15% nationally) and **14% for cats** (vs. 11%) transferred so far in 2025.



Dog transfer rates have stayed the same at **22%**



Cat transfer rates rose from **12% to 14%**

Data compares January-June 2025 to January-June 2024. To view more data for Riverside County Department of Animal Services visit [rcdas.org/statistics](https://rcdas.org/statistics)





# DECREASE IN EUTHANASIA

From January - June 2025, **1,513 fewer animals euthanized** compared to the same period last year. This reduction was consistent across all shelters.



**1,090**

fewer **dogs** euthanized.  
This is a **43% decrease**  
compared to 2024.



**423**

fewer **cats** euthanized.  
This is a **35% decrease**  
compared to 2024.

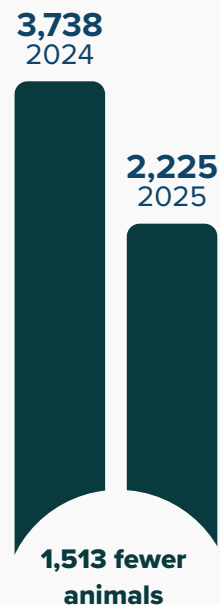
*This is the lowest euthanasia  
rate in 7 years for cats*



## Number of animals Euthanized in 2025

Compared to 2024

January - June



Data compares January-June 2025 to January-June 2024. To view more data for Riverside County Department of Animal Services visit [rcdas.org/statistics](https://rcdas.org/statistics)



# 43%

Out of 31,470 dogs and cats brought into RCDAS shelters in 2024, 13,408 animals (or 43%) were brought in by Field Services teams.

# 81%

of Field Services intakes were made up of stray animals.



## 2024 Field Services Report

Explore where animals are coming from, why they enter the shelter, and how Field Services impacts intake, reunification, and lifesaving efforts. This in-depth report sheds light on trends, challenges, and opportunities to improve outcomes across Riverside County.

Visit [RCDAS.org/rivcorise](https://RCDAS.org/rivcorise)







**RCDAS.ORG**



@RiversideCountyAnimalServices

## Western Riverside County/City Animal Shelter

6851 Van Buren Blvd  
Jurupa Valley, CA 92509

(951) 358-7387 (PETS)

## Coachella Valley Animal Campus

72-050 Pet Land Place  
Thousand Palms, CA 92276

(760) 343-3644

## San Jacinto Valley Animal Campus

581 S. Grand Ave.  
San Jacinto, CA 92582

(951) 358-7387 (PETS)

## Blythe Animal Shelter

245 S Carlton  
Blythe, CA 92225

(760) 921-7857

Monday - Friday 10 a.m. - 4 p.m.

## Hours

Tuesday, Thursday - Sunday 10 a.m. - 4 p.m.

Wednesday 10 a.m. - 7 p.m.

Blythe Animal Shelter Only

Monday - Friday 10 a.m. - 4 p.m.