

NOVEMBER 2024 Riverside County Department of Animal Services Report Canine & Feline Only

Prepared by: Outcomes Consulting and RCDAS Leadership Staff

The purpose of this report is to provide staff, volunteers, stakeholders, and the public a snapshot of what is happening in and around the shelter as it pertains to animal services.

The following data narrative is comparing the current month to the same month over previous years. While this only gives us a partial view of the data, it allows us to look for changing trends over time. Since intakes and outcomes tend to be relatively seasonal and consistent, changes in trends can indicate the impact of a policy change, community challenge, or something else. *Data Sources: [the RCDAS statistics page on the website](#) and RCDAS Chameleon shelter software.*

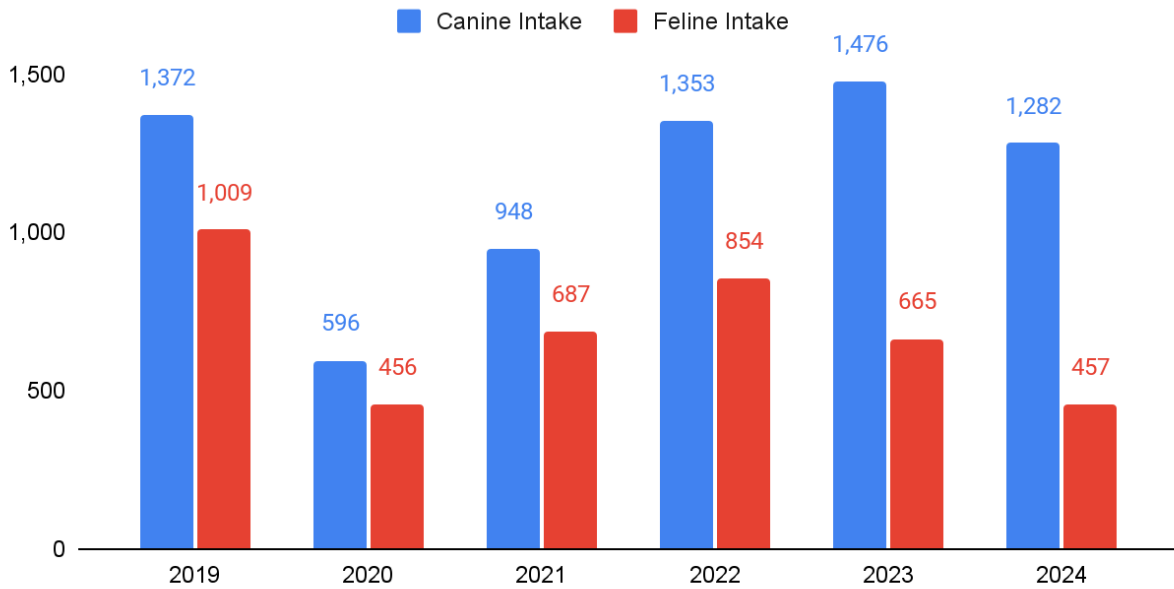
Please note: Numbers may change as RCDAS and Outcomes Consulting work together to learn more about the data collection processes and definitions at RCDAS shelters.

PART 1: November Data Summary

- **On average, 88% of total intake was stray.** This is consistent with previous years.
- **November canine intake was less than the previous five years (excluding 2020/2021).**
 - The largest change happened **between 2024 and 2023 when canine intake decreased by almost 200 dogs**, primarily stray.
 - While canine intake decreased overall, **the number of canines confiscated reached 108 (49 more than 2023); significantly higher than the past five years.**
- **November feline intakes were lower than any year since 2019** and flat compared to 2020.
- **Euthanasia decreased for both canines and felines as well as euthanasia rates.**
 - **Feline euthanasia decreased 64%; 214 fewer felines were euthanized** compared to November 2023.
 - Compared to November 2023, **the feline euthanasia rate improved by 23.8 percentage points moving from 50.7% to 26.9%**
- **Feline live outcomes surpassed intake in November.** There were 490 live outcomes, and 457 intakes.
- **The feline adoption rate reached 81%** which is 20-40 percentage points higher than any November dating back to 2019.
- **Canine adoptions decreased as well as the adoption rate.** The adoption rate was 30.3% which is 8-12 percentage points lower than previous years.
- **Canine transfers to partners and rescue groups increased.** Compared to last November, partners and rescue groups helped give 50 more canines a positive outcome.

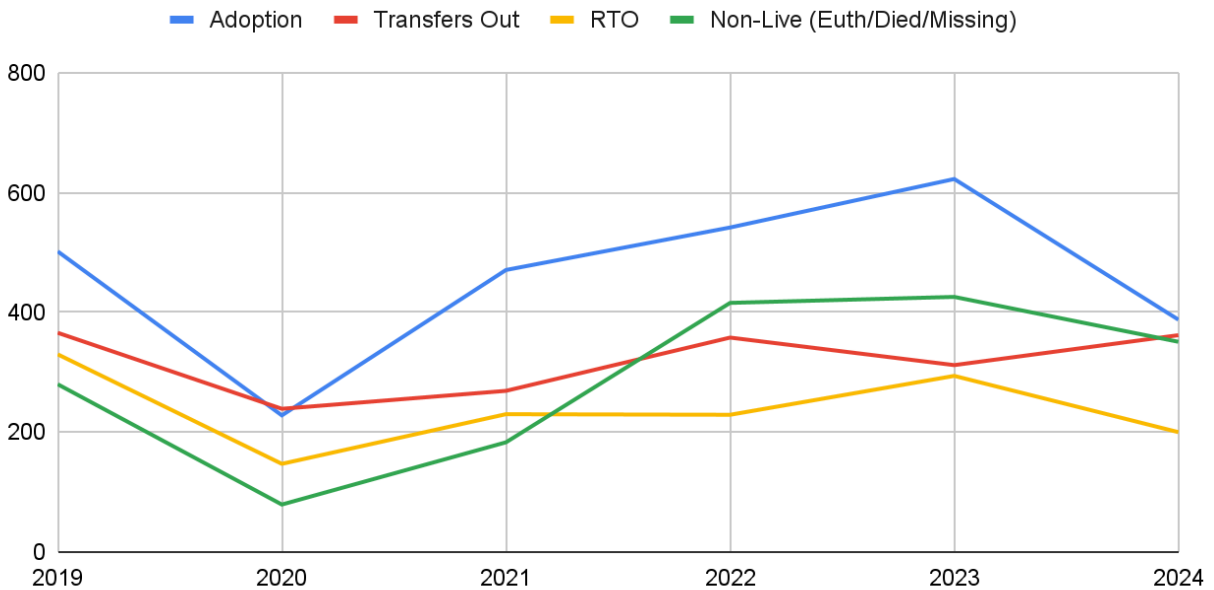
RCDAS Intake by Species - November

Comparing "November" YoY



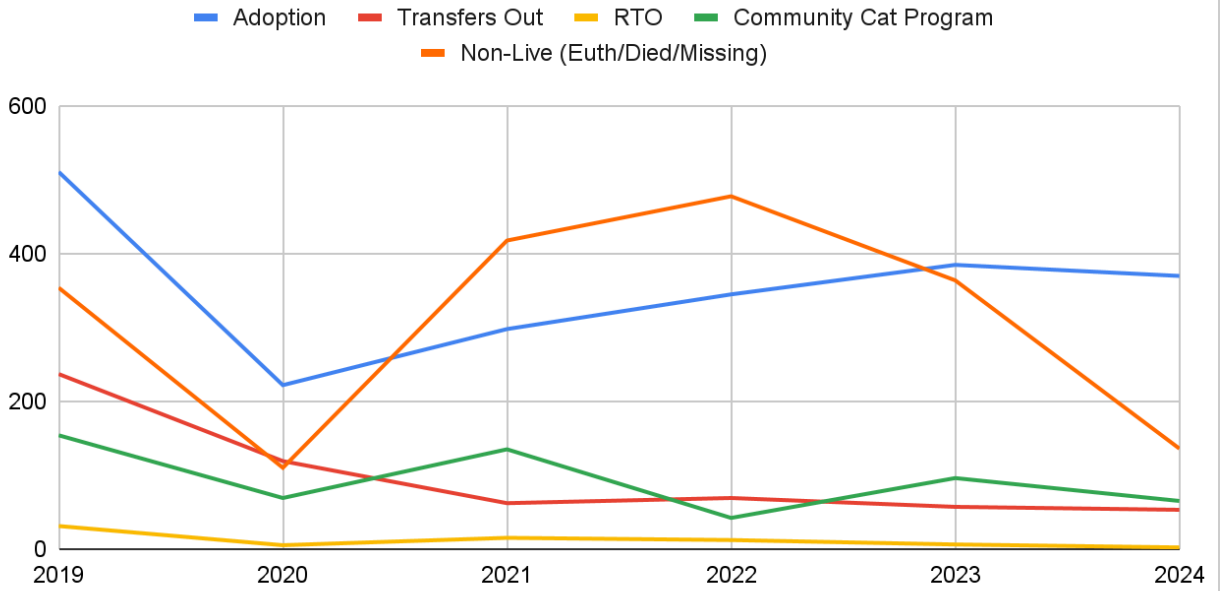
RCDAS Canine Outcomes by Type - November

Comparing "November" YoY



RCDAS Feline Outcomes by Type - November

Comparing "November" YoY



PART 2: RCDAS Year to Date Summary (January - November)¹

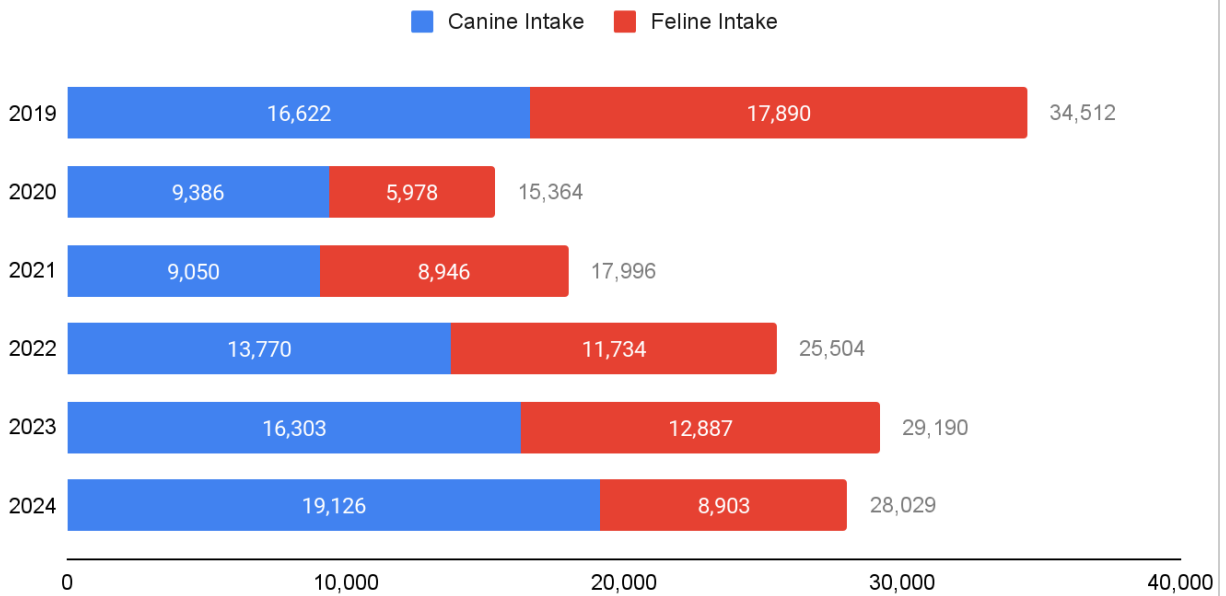
- **There were more canines coming into the shelters than felines.**
 - Canines made up 68% and felines made up 32% of total intake.
 - Compared to the past five years, the intake mix has been on average 53% canine and 47% felines.
- **Canine intake reached 19,126 in the first eleven months of 2024; higher than any year in the past five years. All intake types increased.**
 - **Stray canine intake reached 15,937**; 1,948 more than 2023.
 - **1,267 canines were confiscated**, 45% more than last year and higher than any year dating back to 2019.
 - **There were 987 adopted canines returned**; 64% more than last year and higher than any year dating back to 2019.
- **Feline intake decreased. There were 3,984 fewer felines** (primarily stray) coming into the shelters; fairly flat to 2021 and 25-30% lower than 2022 and 2023.
 - **Compared to 2019, feline intake has decreased by 50%.**
- **Canine live outcomes increased by 1,116, driven almost entirely by transfers out to partners and rescue groups.**
 - **Adoptions decreased, as well as the adoption rate.** The canine adoption rate was 32.9%, lower than any year since 2019.
- **Feline live outcomes decreased however their live release rate (LRR)² improved by 12.1 percentage points to reach 60.5%.** Excluding 2020/2021, this is **the highest feline LRR in the past five years.**
- Compared to 2023, **total non-live outcomes for felines decreased by almost 4,000 felines.**
- **Euthanasia rates dropped for both canines and felines. The feline euthanasia rate decreased from 50.3% to 24.3% compared to 2023.**

¹ Comparing year to date to the same months in previous years.

² Live Release Rate = What percentage of animals admitted had a live outcome. (Live Outcomes / Total Intake)

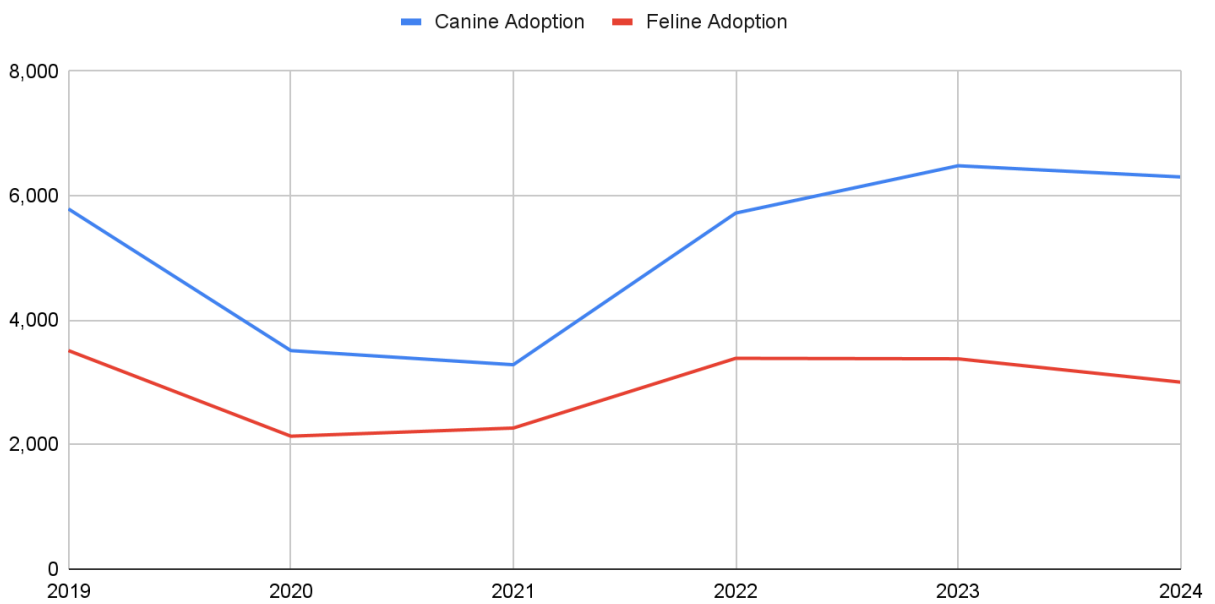
RCDAS Intake by Species - Year to Date

January - November



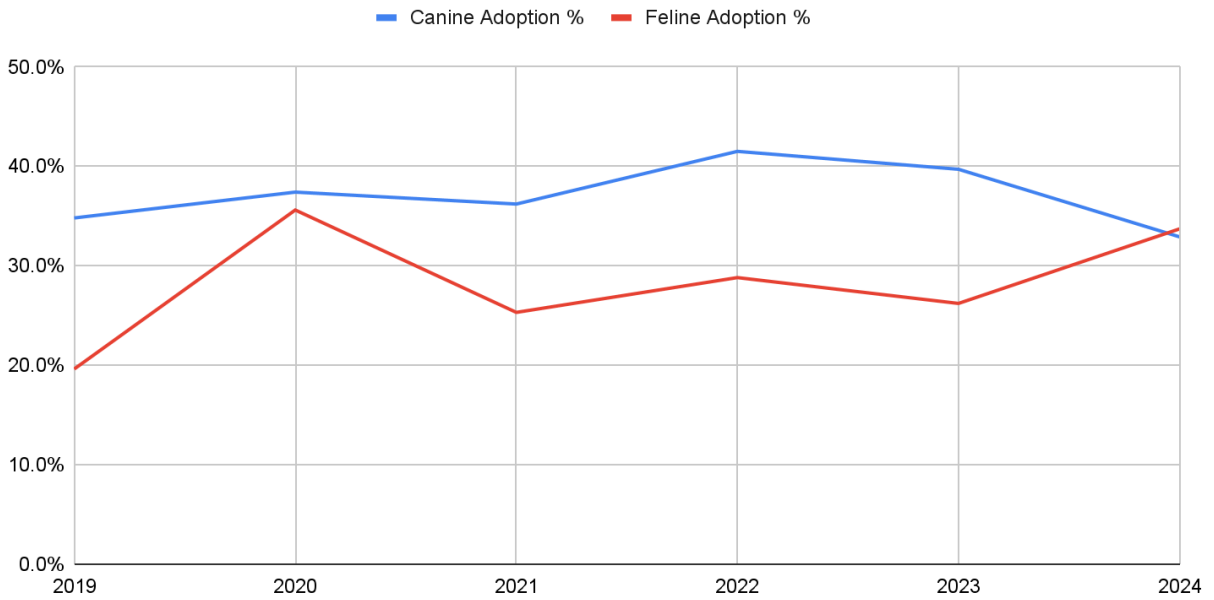
RCDAS Adoption by Species - Year to Date

January - November



RCDAS Adoption Rate by Species - Year to Date

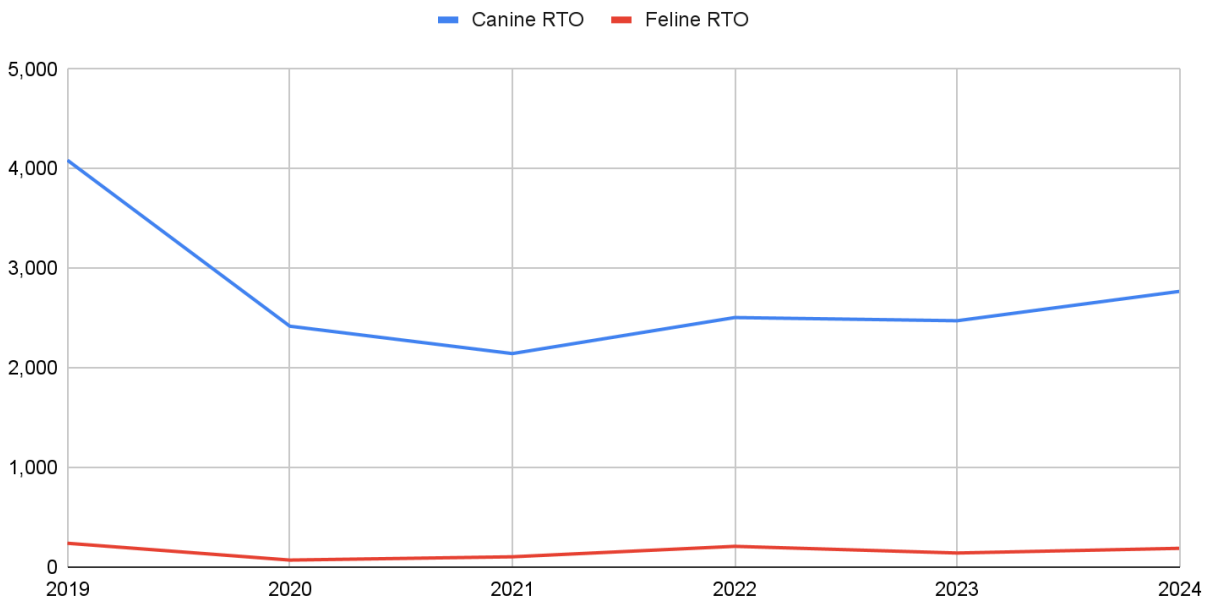
January - November



3

RCDAS RTO by Species - Year to Date

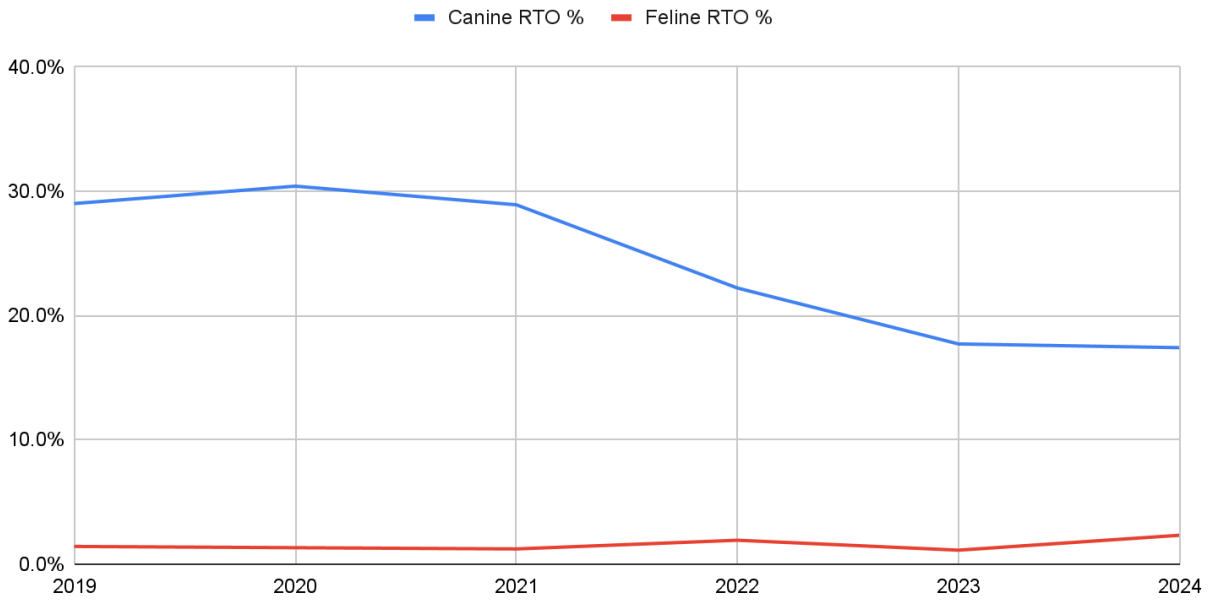
January - November



³ Adoption Rate = Adoptions / Intake

RCDAS RTO Rate by Species - Year to Date

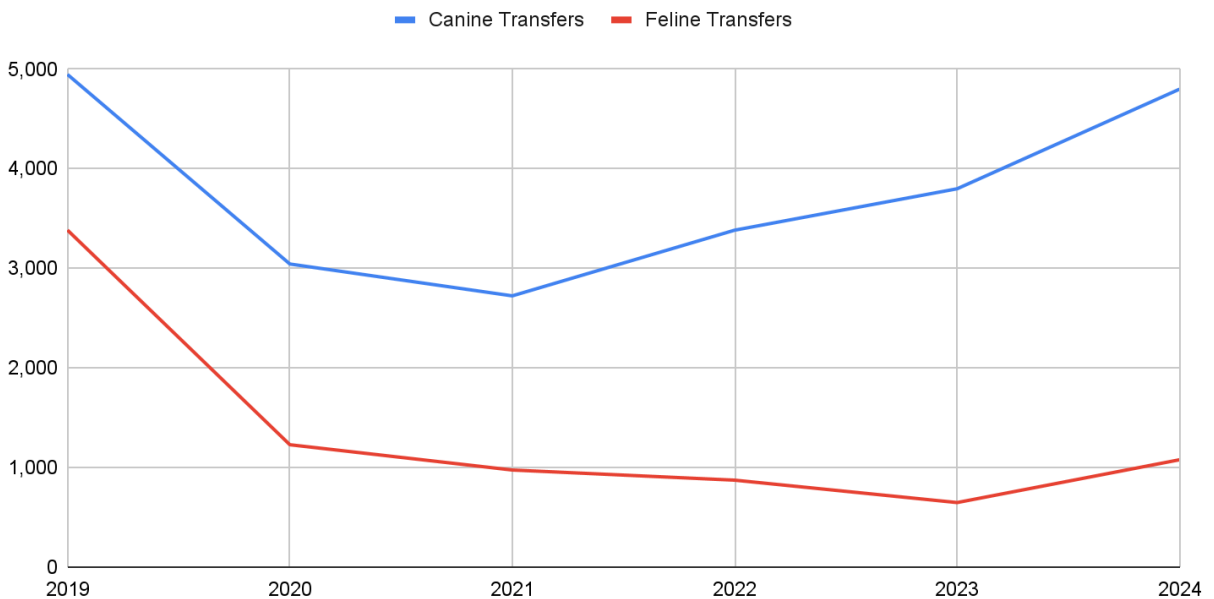
January - November



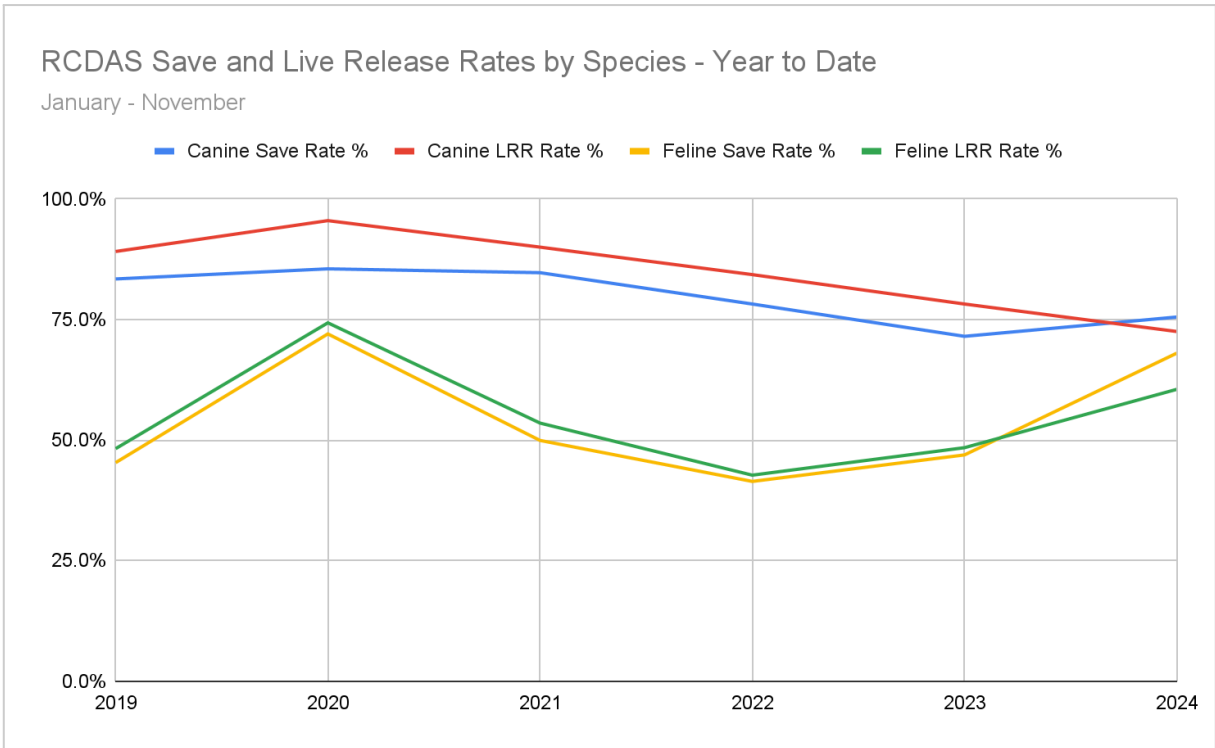
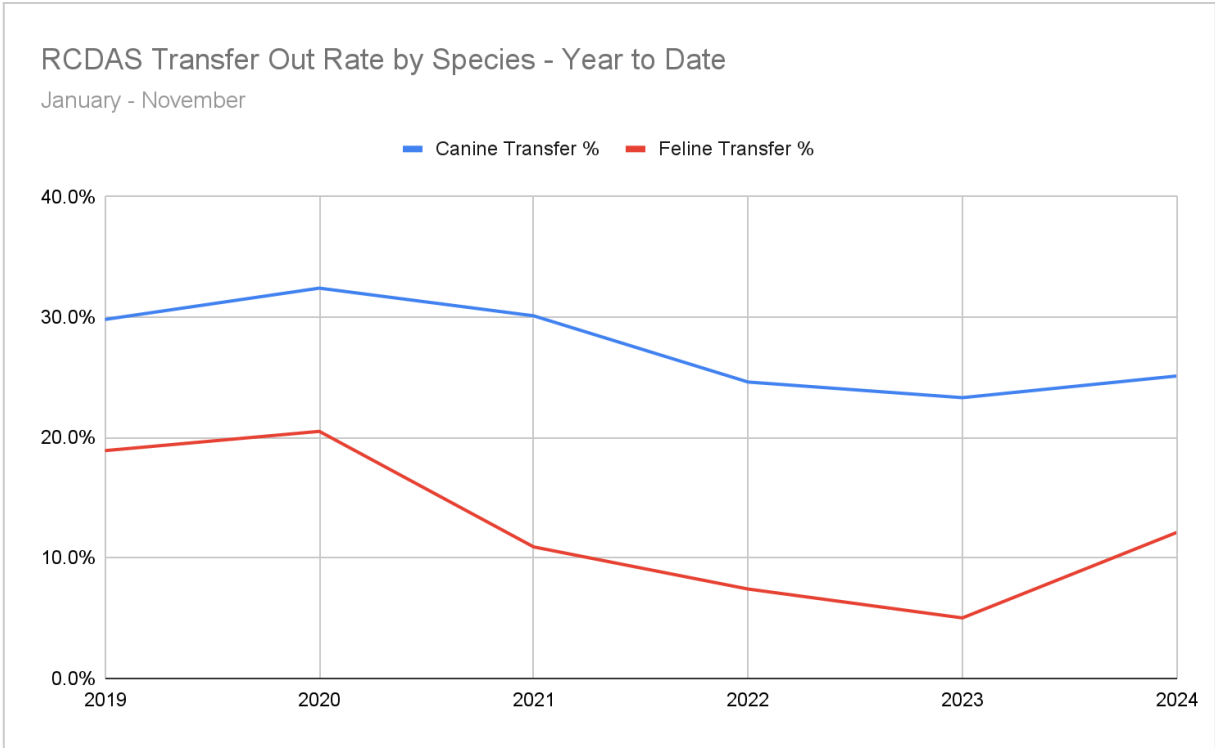
4

RCDAS Transfers Out by Species - Year to Date

January - November



⁴ Return to Owner (RTO) Rate = RTO / Stray Intake



⁵ Transfer Rate = Transfer Out / Intake

⁶ Save Rate = What percentage of animals were NOT euthanized. (Total Intake - Non Live Outcomes / Total Intake).
 Live Release Rate = What percentage of animals admitted had a live outcome. (Live Outcomes / Total Intake)

PART 3: November Narrative Report

Highlights

On November 14, Wings of Rescue facilitated the transfer of 20 dogs from Riverside to Utah Humane.

Promise for Paws Rescue pulled 17 dogs from the shelter on November 8.

Riverside volunteers toured Granite Mountain Charter School, where students participated in a reading program with dogs and cats.

Coachella Valley Animal Campus (CVAC) staff implemented dog playgroups and initiated a bike-riding program for shelter dogs.

Free spay and neuter services for Trap-Neuter-Return (TNR) walk-ins are offered every Friday.

RCDAS hosted a free adoption event, "Black Saturday," on November 30. Across the department, 48 cats and 114 dogs found placement through adoptions, rescues, or reunifications with their owners.

Volunteer Program

192 volunteers contributed 1,464 hours of service in November.

37 new volunteers joined the program. 128 applications were submitted, and 41 new volunteers attended orientation sessions across three facilities.

Eight dog-walking training sessions and ten cat-care volunteer sessions were led by volunteers across campuses.

Platt College students utilized the grooming room for their lab work.

Professional photographers captured photos of shelter animals, which were shared on social media.

Yvonne Fox revitalized the Riverside Butterfly Garden in preparation for winter.

Volunteers Larry Rudolph and Joey Guilin surpassed 4,000 hours of volunteer service. Karen Leduc, Carolyn Badger, and Erica Franco celebrated over 13 years of service.

Foster Program

695 animals were placed into foster homes in November, contributing to the current total of 4,709 animals in foster care. The program includes 2,212 active foster caregivers.

RCDAS received grants from Petco Love and UC Davis to support foster and pet care initiatives.

A majority of fostered pets are on “foster-to-adopt” arrangements. The program will expand in early 2025.

A pilot project introduced foster field trips with select volunteers.

Lost Pet Reunification

Seven animals were reunited with their owners without being impounded.

Seventeen animals remained with reporting parties after receiving resources to assist in locating owners directly.

One pet was reunited with its owner after staff identified an owner’s flyer and facilitated contact.

Community Outreach and Events

Adoption Events

Best Friends Adoption Event at the Pasadena Rose Bowl resulted in all 20 dogs being adopted (November 2–3).

A dog adoption event at the Spiritual Center of the Desert led to three dog adoptions (November 9–10).

The annual Black Saturday Adoption Event placed numerous pets in new homes.

Other Events

Participated in a puppy silent auction for the Riverside Rape Crisis organization.

Jurupa Valley High School students visited the Riverside shelter to photograph dogs and cats.

Staffing Updates

Recruitment efforts are ongoing for positions, including a Dispatcher, Principal Accountant, Administrative Services Analyst, and several veterinary staff roles.

A Selection was made for a Public Information Officer (start date pending).

Veterinary Surgeon for Jurupa begins December 12.

A Chief Veterinarian was selected (start date pending).

The onboarding process is being revamped to improve efficiency.

Veterinary Services

Spay/Neuter: 1,029 animals were spayed or neutered in November, including owned pets, shelter animals, and community cats. The year-to-date total is 13,064 surgeries countywide.

Medical Care: 16 HPZ (Healthy Pet Zone) cases were addressed, ranging from minor injuries to severe cases like fractures.

Mobile Clinics: Free spay/neuter and vaccination clinics were held in Thousand Palms, Desert Hot Springs, East Hemet, Lakeland Village, Thermal, and San Jacinto.

Vaccinations: 356 public pets received vaccines through weekly clinics at Jurupa Valley, San Jacinto Valley, and Coachella Valley campuses.

Animal Control

CVAC Animal Control Officers confiscated a baby spider monkey during a police raid.

CVAC staff attended a community council meeting in Indio Hills/Sky Valley to address local concerns.